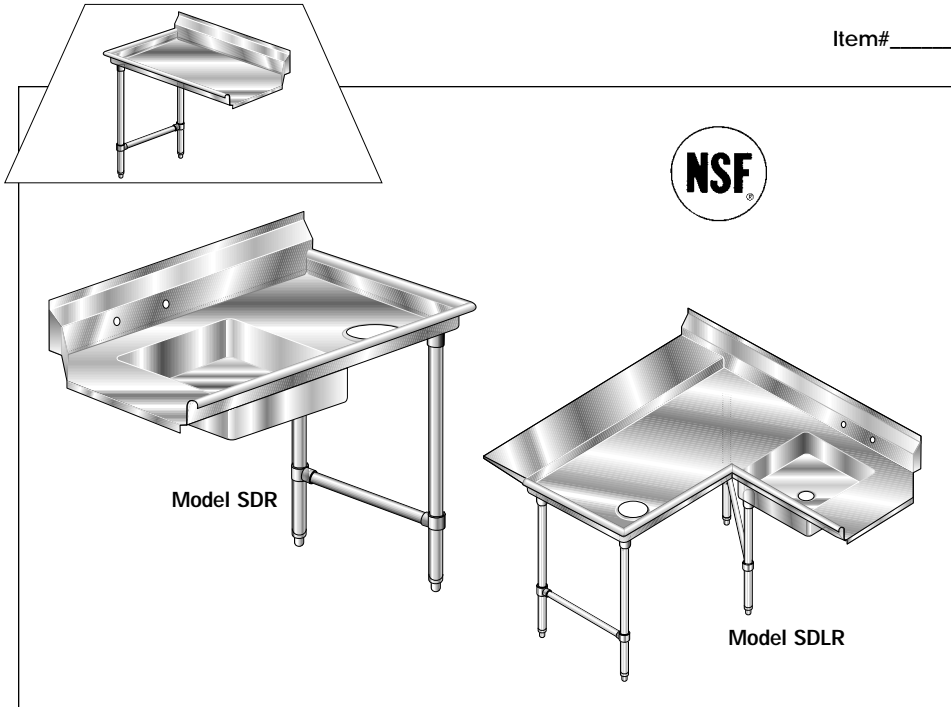




SOILED, RIGHT HAND DISHTABLES

SDR/SDCR/SDIR, SDR, USDR SERIES

Item# _____ Project _____



| Quantity | DELUX Model # | AEROSPEC Model # |
|------------------------------------|---------------|------------------|
| SOILED, STRAIGHT DISHTABLES | | |
| _____ | 3SD-R-30 | 2SD-R-30 |
| _____ | 3SD-R-36 | 2SD-R-36 |
| _____ | 3SD-R-48 | 2SD-R-48 |
| _____ | 3SD-R-60 | 2SD-R-60 |
| _____ | 3SD-R-72 | 2SD-R-72 |
| _____ | 3SD-R-84 | 2SD-R-84 |
| _____ | 3SD-R-96 | 2SD-R-96 |
| _____ | 3SD-R-120 | 2SD-R-120 |
| _____ | 3SD-R-144 | 2SD-R-144 |
| SOILED, CORNER DISHTABLES | | |
| _____ | 3SDC-R-48 | 2SDC-R-48 |
| _____ | 3SDC-R-60 | 2SDC-R-60 |
| _____ | 3SDC-R-72 | 2SDC-R-72 |
| _____ | 3SDC-R-84 | 2SDC-R-84 |
| _____ | 3SDC-R-96 | 2SDC-R-96 |
| _____ | 3SDC-R-120 | 2SDC-R-120 |
| _____ | 3SDC-R-144 | 2SDC-R-144 |
| SOILED, ISLAND DISHTABLES | | |
| _____ | 3SDI-R-48 | 2SDI-R-48 |
| _____ | 3SDI-R-60 | 2SDI-R-60 |
| _____ | 3SDI-R-72 | 2SDI-R-72 |
| _____ | 3SDI-R-84 | 2SDI-R-84 |
| _____ | 3SDI-R-96 | 2SDI-R-96 |
| _____ | 3SDI-R-120 | 2SDI-R-120 |
| _____ | 3SDI-R-144 | 2SDI-R-144 |

MATERIAL DISHTABLE

- 3CD - 16 gauge 304 stainless steel.
- 2CD - 14 gauge 304 stainless steel.

LEGS

- 1 1/2" O.D. 16 gauge 304 series stainless steel tubing, complete with 1" adjustable, impact resistant, white metal feet.

CROSSBRACING

- 1 1/2" O.D. 16 gauge 304 series stainless steel crossbracing, 1 1/8" I.D. aluminum castings at all intersections

DESIGN FEATURES

- All dishtables have a 3/4" radius at all intersecting planes (consultant's spec).
- All dishtables fully cartoned.

EXCLUSIVE AERO SAFETY EDGE

- Table hemmed on the roll and backsplash to eliminate cuts from rough edges.

CONSTRUCTION

- EXCLUSIVE CUSTOM STYLE 20" x 20" x 5" DEEP FABRICATED BOWL FOR TRUE GAUGE INTEGRITY.**
- Plated gusset is machine welded 360 deg. to a stainless steel triangular plate.
- Gusset plate is fully welded directly underneath the sink for support.
- Polished to a #4 blended finish.

PLUMBING

- Water supply is 1/2" hot and cold.
- Faucet holes are 8" o.c. (splash mount, not included, see accessories).

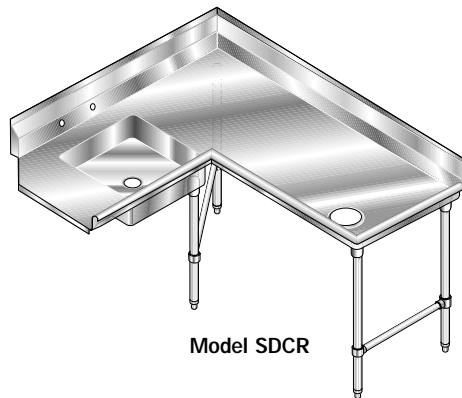
AEROSPEC

Includes all of the above and the following:

- Full 10" backsplash instead of standard 7".
- Stainless steel feet in lieu of white metal.

NOTE:

See Accessories page DT-5A for options.



Model SDCR

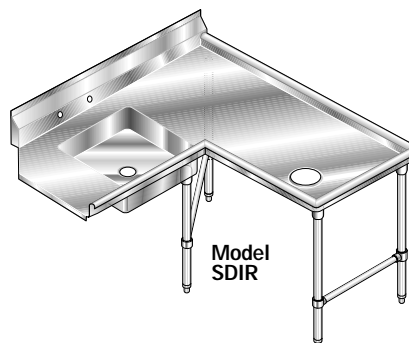
SOILED, ISLAND DISHTABLES with Landing Shelf

| | | |
|-------|------------|------------|
| _____ | 3SDL-R-48 | 2SDL-R-48 |
| _____ | 3SDL-R-60 | 2SDL-R-60 |
| _____ | 3SDL-R-72 | 2SDL-R-72 |
| _____ | 3SDL-R-84 | 2SDL-R-84 |
| _____ | 3SDL-R-96 | 2SDL-R-96 |
| _____ | 3SDL-R-120 | 2SDL-R-120 |
| _____ | 3SDL-R-144 | 2SDL-R-144 |

SOILED, UNDERCOUNTER

| | | |
|-------|-----------|-----------|
| _____ | 3USD-R-48 | 2USD-R-48 |
| _____ | 3USD-R-60 | 2USD-R-60 |
| _____ | 3USD-R-72 | 2USD-R-72 |

CUSTOM SIZES AVAILABLE



Model SDIR

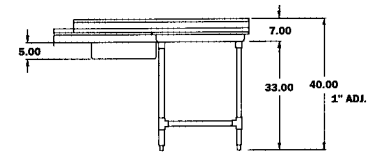
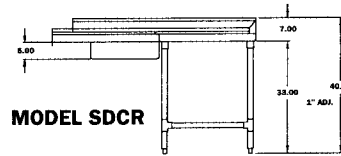
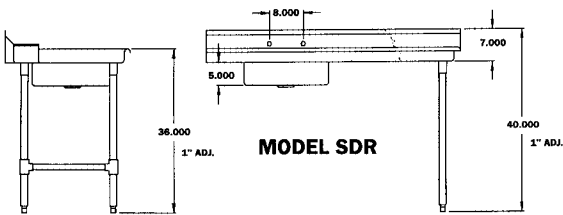
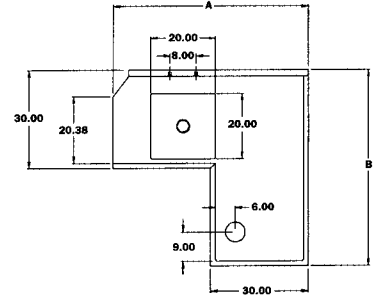
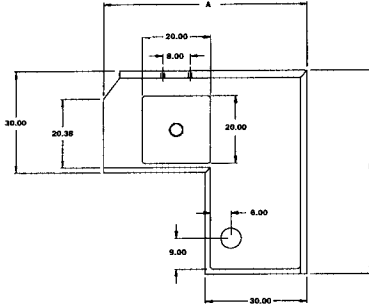
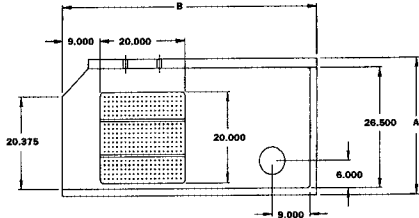
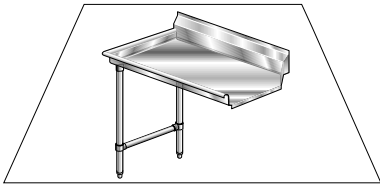


Model USDR

BUILT TO LAST A LIFETIME

email - sales@aeromfg.com

AERO MANUFACTURING COMPANY • 310 ALLWOOD ROAD, CLIFTON, NEW JERSEY 07012 • VOICE 973.473.5300 FAX 973.473.3794



MODEL SDR

MODEL SDCR

MODEL SDIR

| A Width | B Length | DELUX 16GA 430 Model # | AEROSPEC 14GA 304 Model # | Ship Weight | Cubic Feet |
|---------|----------|------------------------|---------------------------|-------------|------------|
|---------|----------|------------------------|---------------------------|-------------|------------|

SOILED, STRAIGHT DISHTABLES

| | | | | | |
|----|-----|-----------|-----------|-----|----|
| 30 | 30 | 3SD-R-30 | 2SD-R-30 | 75 | 10 |
| 30 | 36 | 3SD-R-36 | 2SD-R-36 | 83 | 12 |
| 30 | 48 | 3SD-R-48 | 2SD-R-48 | 93 | 15 |
| 30 | 60 | 3SD-R-60 | 2SD-R-60 | 105 | 19 |
| 30 | 72 | 3SD-R-72 | 2SD-R-72 | 120 | 22 |
| 30 | 84 | 3SD-R-84 | 2SD-R-84 | 130 | 26 |
| 30 | 96 | 3SD-R-96 | 2SD-R-96 | 140 | 28 |
| 30 | 120 | 3SD-R-120 | 2SD-R-120 | 152 | 31 |
| 30 | 144 | 3SD-R-144 | 2SD-R-144 | 160 | 34 |

SOILED, CORNER DISHTABLES

| | | | | | |
|----|-----|------------|------------|-----|----|
| 60 | 48 | 3SDC-R-48 | 2SDC-R-48 | 160 | 30 |
| 60 | 60 | 3SDC-R-60 | 2SDC-R-60 | 170 | 37 |
| 60 | 72 | 3SDC-R-72 | 2SDC-R-72 | 180 | 44 |
| 60 | 84 | 3SDC-R-84 | 2SDC-R-84 | 190 | 51 |
| 60 | 96 | 3SDC-R-96 | 2SDC-R-96 | 200 | 58 |
| 60 | 120 | 3SDC-R-120 | 2SDC-R-120 | 210 | 65 |
| 60 | 144 | 3SDC-R-144 | 2SDC-R-144 | 220 | 72 |

SOILED, ISLAND DISHTABLES

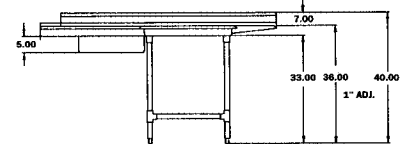
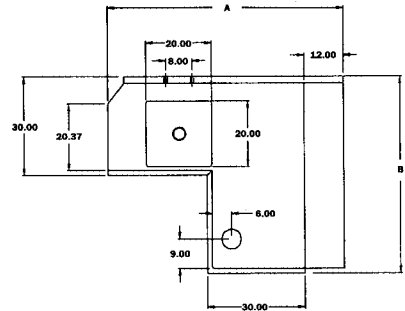
| | | | | | |
|----|-----|------------|------------|-----|----|
| 60 | 48 | 3SDI-R-48 | 2SDI-R-48 | 160 | 30 |
| 60 | 60 | 3SDI-R-60 | 2SDI-R-60 | 170 | 37 |
| 60 | 72 | 3SDI-R-72 | 2SDI-R-72 | 180 | 44 |
| 60 | 84 | 3SDI-R-84 | 2SDI-R-84 | 190 | 51 |
| 60 | 96 | 3SDI-R-96 | 2SDI-R-96 | 200 | 58 |
| 60 | 120 | 3SDI-R-120 | 2SDI-R-120 | 210 | 65 |
| 60 | 144 | 3SDI-R-144 | 2SDI-R-144 | 220 | 72 |

SOILED, ISLAND DISHTABLES with Landing Shelf

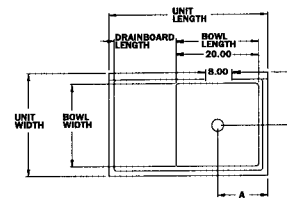
| | | | | | |
|----|-----|------------|------------|-----|----|
| 72 | 48 | 3SDL-R-48 | 2SDL-R-48 | 170 | 33 |
| 72 | 60 | 3SDL-R-60 | 2SDL-R-60 | 180 | 45 |
| 72 | 72 | 3SDL-R-72 | 2SDL-R-72 | 190 | 47 |
| 72 | 84 | 3SDL-R-84 | 2SDL-R-84 | 200 | 54 |
| 72 | 96 | 3SDL-R-96 | 2SDL-R-96 | 210 | 62 |
| 72 | 120 | 3SDL-R-120 | 2SDL-R-120 | 220 | 69 |
| 72 | 144 | 3SDL-R-144 | 2SDL-R-144 | 230 | 76 |

SOILED, UNDERCOUNTER

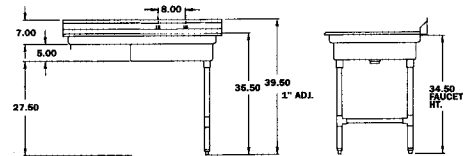
| | | | | | |
|----|----|-----------|-----------|-----|----|
| 30 | 48 | 3USD-R-48 | 2USD-R-48 | 95 | 30 |
| 30 | 60 | 3USD-R-60 | 2USD-R-60 | 105 | 37 |
| 30 | 72 | 3USD-R-72 | 2USD-R-72 | 115 | 44 |



MODEL SDLR



*Scrap Hole & Block not Included.



MODEL USDR

All dimensions are typical (tol. ±1/2"). • For Accessories and Options see pages DT-5A & DT-5B.

email - sales@aeromfg.com

AERO MANUFACTURING COMPANY • 310 ALLWOOD ROAD, CLIFTON, NEW JERSEY 07012 • VOICE 973.473.5300 FAX 973.473.3794